

Solar eclipse shoe box





Overview

Can you make a solar eclipse viewer from a shoebox?

Make a Solar Eclipse Viewer. From a Shoebox! This easy-to-make pinpoint solar viewer will allow your children to safely observe the next eclipse. On April 8, 2024, the moon will pass directly between the Earth and the sun over our heads, creating a total solar eclipse across a swath of North America.

How do you view an eclipse on a shoe box?

Use the push pin or needle to carefully puncture a small hole (pinhole!) in the center of the foil. That's how the sunlight will pass for viewing a reflected image of the eclipse. Place the lid back on your shoe box. (If there are other holes in the box, cover them with dark tape or dark paper.) 4. FOR VIEWING ON DAY OF ECLIPSE.

What does a solar eclipse look like?

Usually, it looks like a pair of cardboard glasses with super dark lenses that block out most of the sun's blinding rays. You can also make other ways to view the solar eclipse like a shoebox viewer or even using a colander to reflect the movement. Never stare at the sun without one during an eclipse!.

What is a solar eclipse viewer?

A solar eclipse viewer is a safe way to watch the sun during a solar eclipse and the path of the total eclipse without damaging your eyes. Usually, it looks like a pair of cardboard glasses with super dark lenses that block out most of the sun's blinding rays.

How do you view eclipse shadows with a Solar viewer?

Cut a piece of white paper to fit on the inside of one end of the shoebox. Tape it on the inside of the box. This acts as the "viewing screen" for viewing the eclipse shadows with your solar viewer. It's a viewing surface that will reflect the shadows of the eclipse movement. 2. CUT THE VIEWING HOLE AND



PROJECTION HOLE ON THE END OF THE SHOE BOX.

Can you use a solar filter during an eclipse?

Solar Filter for a Camera: If you're into photography, you can attach a solar filter to your camera lens to capture images of the eclipse safely. Welding Glass: Welding glass with a shade rating of 12 or higher can be used to safely view the sun during an eclipse. Be sure to inspect it for any defects or cracks.



Solar eclipse shoe box




[Solar Eclipse Viewer Shoebox Project for 6th-8th ...](#)

Get students excited and ready for the solar eclipse by using our hands-on Solar Eclipse Viewer Shoebox Project! This resource comes with an easy-to-gather supply list, clear step-by-step directions, and a diagram. Students will have a ...

[Eclipse 2024: How to build your own pinhole ...](#)

ROCHESTER, N.Y. (WROC) -- Solar eclipse glasses are the safest way to view the solar eclipse, which is just under a week away. But, if you can't get your hands on a pair, there are different ways that you can view the ...



Shoe Box Solar Viewer for Watching a Solar Eclipse « ...


You can safely view the sun (and therefore a solar eclipse) using a shoe box by standing with the sun BEHIND you. All you need is a shoe box without a lid, a piece of white paper, aluminum foil, a pin and tape. It's perfect for viewing a ...

Shoe Box Solar Viewer for Watching a Solar Eclipse « The ...

You can safely view the sun (and therefore a solar eclipse) using a shoe box by standing with the sun BEHIND you. All you need is a shoe box



without a lid, a piece of white paper, aluminum
...




[Build a Shoebox Pinhole Projection Eclipse Viewer](#)

Build a Shoebox Pinhole Projection Eclipse Viewer
July 2017 : Dave Huestis The pinhole projection system can easily be constructed using a shoebox (reference figures 1 and 2). Choose the largest shoebox you can find. Tape the top onto
...



[How to make a solar eclipse viewer to safely watch ...](#)

Don't have a pair of eclipse glasses to view the April 8 total solar eclipse? No sweat; you can make a safe and simple DIY eclipse viewer with a box, some tinfoil, and a few household craft supplies.



Solar Eclipse Kit

Solar Eclipse Kit Materials shoebox scissors black card yellow tissue paper tape toothpick
Instructions Cut a window at each end of your shoebox and then cut a slit across the width (or top) of the box lid. Cut out a square of black card small ...



[Unlocking the Solar Eclipse: Using Household Items...](#)

Key Points Solar eclipses require eye protection to prevent permanent damage. Paper pinhole projectors allow safe indirect observation of eclipses. Use a shoebox eclipse viewer for a hands-on, indirect viewing ...



[3 Ways to Make a Shoebox Pinhole Camera](#)

Want to watch the next solar eclipse without burning your eyes out? Or demonstrate how an old-timey camera worked to children who think of a camera and phone as one and the same? You can not only do accomplish ...

Contact Us

For catalog requests, pricing, or partnerships, please visit:
<https://solar360.co.za>